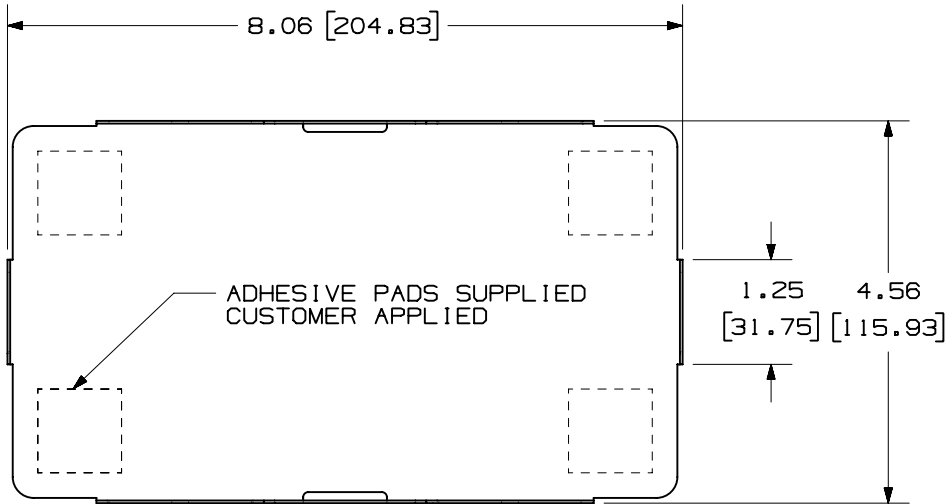


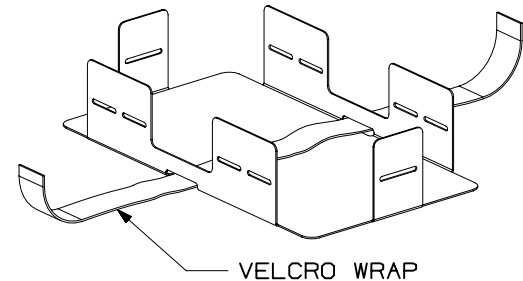
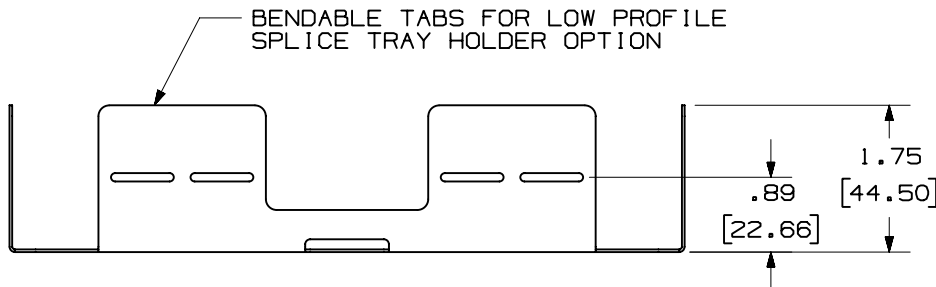
THIS COPY IS PROVIDED ON A RESTRICTED BASIS AND IS NOT TO BE USED IN ANY WAY DETRIMENTAL TO THE INTERESTS OF PANDUIT CORP.



PANDUIT P/N	WEIGHT
FSTHE	.15 LB/1 PC (68 g/1 PC)

NOTES:

1. SPLICE TRAY HOLDER IS SUPPLIED WITH 1 VELCRO WRAP AND 1 SET OF ADHESIVE MOUNTING PADS
2. SEE CATALOG FOR COMPLETE LIST OF PARTS APPLICABLE FOR USE WITH THIS PART.
3. DIMENSIONS IN PARENTHESES ARE IN METRIC.
4. SPLICE TRAY HOLDER WILL ACCOMMODATE UP TO (4) FOUR SPLICE TRAYS.
5. MATERIAL: ALUMINUM



CAD FILENAME/LAYERS		M00534AR_DC_00A.PRT	
PANDUIT CORP. TINLEY PARK, ILLINOIS			
SPLICE TRAY HOLDER UNIT (FSTHE) CUSTOMER DRAWING			
UNLESS OTHERWISE SPECIFIED, DIMENSIONAL TOLERANCES ARE: (.X) ± (.XXX) ± .010 (.3) (.XX) ± .03 (.8) ANGLES ±		UNLESS OTHERWISE SPECIFIED, ALL DIMENSIONS ARE GIVEN IN INCHES, THIRD ANGLE PROJECTION.	
DRAWN BY AFW	MAT'L:	SCALE NONE	
DATE 8-7-00	CHECKED BY	DRAWING NO. 00534-39	DWG A SIZE

REV	DATE	BY	CHK	DESCRIPTION	ECN	CHK	CUST	SUP
R	8-7-00	AFW		RELEASED TO PRODUCTION.	00534-39			